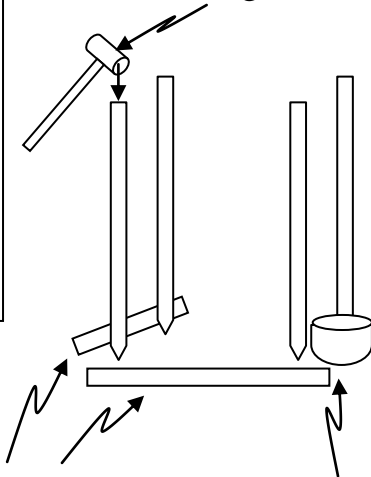


You will need:

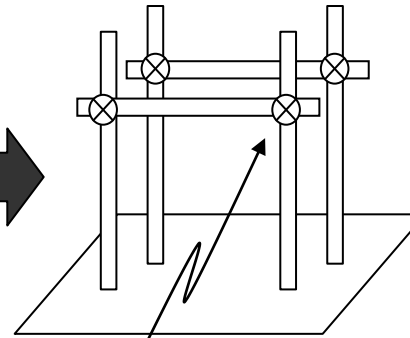
- four long stakes
- four long poles
- two short poles
- 4-5 flat slats
- wash basin
- wooden mallet
- gadget cord (rope)

1. Use wooden mallet to hammer four stakes into ground in a rectangle



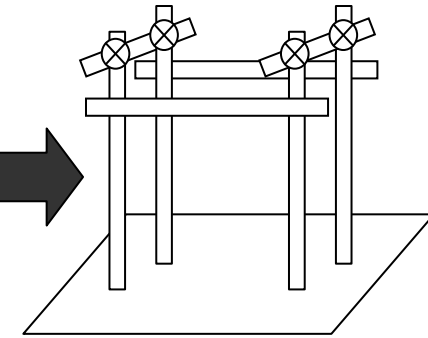
Measure spacing using long and short gadget wood.
Make sure wash basin will fit, but not fall through!

2. Square lash two long poles to the stakes to make a 'top shelf'

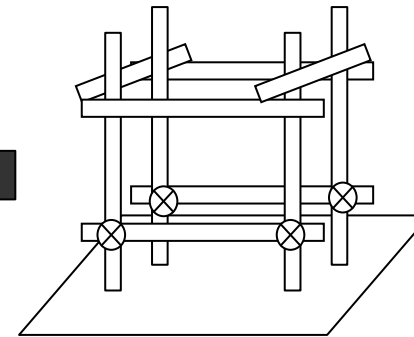


Square lashing

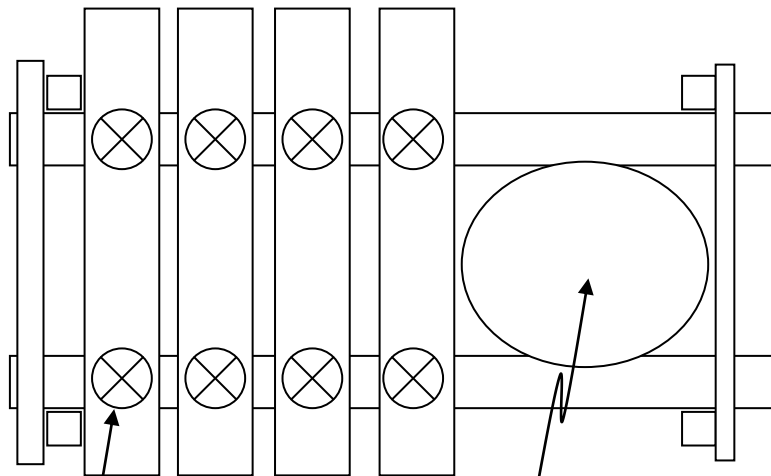
3. Square lash two short poles to the stakes



4. Square lash two long poles to make a 'bottom shelf'



5. (View from above)
Snake lash the flat 'slats' to the top shelf poles.
Squeeze the wash basin in.



Wash basin

Snake lashing

KITCHEN GADGET CONSTRUCTION

